

**BULK SKU** MO.O.FS8 **BATCH #** HA60 **SERVING SIZE** 1 tsp (5 mL)

**PRODUCT NAME** CBD Body + Massage Oil **LABORATORY** SCLabs

POTENCY	PER SERVING		PER GRAM	
Cannabidiol (CBD)	42.1	mg/serving	9.35	mg/g
Total THC (d9-THC, THCA)	1.48	mg/serving	0.327	mg/g
Cannabigerol (CBG)	0.655	mg/serving	0.145	mg/g
Cannabinol (CBN)	<LOQ	mg/serving	<LOQ	mg/g
Cannabichromene (CBC)	2.13	mg/serving	0.472	mg/g
Tetrahydrocannabinolic Acid (THCA)	<LOQ	mg/serving	<LOQ	mg/g
Delta-9-THC (d9-THC)	1.48	mg/serving	0.327	mg/g
Delta-8-THC (d8-THC)	<LOQ	mg/serving	<LOQ	mg/g

HEAVY METALS	PER GRAM		REGULATORY ACTION LEVEL
Arsenic	<LOQ	µg/g	1.5 µg/g
Cadmium	<LOQ	µg/g	0.5 µg/g
Lead	<LOQ	µg/g	0.5 µg/g
Mercury	<LOQ	µg/g	3.0 µg/g

### RESIDUAL SOLVENTS

None of the residual solvents tested were found above the regulatory action level.

### PESTICIDES

None of the 50+ pesticides tested were found above the limit of detection.

MICROBIAL	PASS/FAIL
Yeast & Mold	Pass
Coliform	Pass



LOQ: Limit of Quantitation

- Ethanol is a food additive used in some of our ingredients. The FDA has labeled ethanol as Generally Recognized as Safe (GRAS). Many foods contain trace amounts of ethanol, including soy sauce, pasta sauces, fruits and juices, etc. Our products contain safe levels of ethanol and always below pertinent regulatory action levels.
- American Herbal Pharmacopoeia. (2014). Cannabis Inflorescence: Standards of Identity, Analysis, and Quality Control. Washington DC: AHP.

## SAMPLE DETAILS

SAMPLE NAME: CYCL-SLZ.D9.MRG10

Infused, Liquid Edible

## CULTIVATOR / MANUFACTURER

Business Name:

License Number:

Address:

## DISTRIBUTOR / TESTED FOR

Business Name: Lazarus Naturals

License Number:

Address:

## SAMPLE DETAIL

Batch Number: HA60

Sample ID: 250423Q018

Date Collected: 04/23/2025

Date Received: 04/23/2025

Batch Size:

Sample Size: 1.0 units

Unit Mass:

Serving Size:

Scan QR code to verify  
authenticity of results.

## CANNABINOID ANALYSIS - SUMMARY

Total THC: 0.295 mg/mL

Total CBD: 8.426 mg/mL

Sum of Cannabinoids: 9.359 mg/mL

Total Cannabinoids: 9.359 mg/mL

Total THC/CBD is calculated using the following formulas to take into  
account the loss of a carboxyl group during the decarboxylation step:Total THC =  $\Delta^9\text{-THC} + (\text{THCa} (0.877))$ Total CBD =  $\text{CBD} + (\text{CBDa} (0.877))$ Sum of Cannabinoids =  $\Delta^9\text{-THC} + \text{THCa} + \text{CBD} + \text{CBDa} + \text{CBG} + \text{CBGa} +$  $\text{THCV} + \text{THCVa} + \text{CBC} + \text{CBCa} + \text{CBDV} + \text{CBDVa} + \Delta^8\text{-THC} + \text{CBL} + \text{CBN}$ Total Cannabinoids =  $(\Delta^9\text{-THC} + 0.877 \times \text{THCa}) + (\text{CBD} + 0.877 \times \text{CBDa}) +$  $(\text{CBG} + 0.877 \times \text{CBGa}) + (\text{THCV} + 0.877 \times \text{THCVa}) + (\text{CBC} + 0.877 \times \text{CBCa}) +$  $(\text{CBDV} + 0.877 \times \text{CBDVa}) + \Delta^8\text{-THC} + \text{CBL} + \text{CBN}$ 

Density: 0.9011 g/mL


For quality assurance purposes. Not a Regulatory Hemp Lab Test Report. These results relate only  
to the sample included on this report. This report shall not be reproduced, except in full, without written  
approval of the laboratory.


**Sample Certification:** California Code of Regulations Title 4 Division 19. Department of Cannabis Control  
Business and Professions Code. Reference: Sections 26100, 26104 and 26110, Business and Professions Code.

**Decision Rule:** Statements of conformity (e.g. Pass/Fail) to specifications are made in this report without taking  
measurement uncertainty into account. Where statements of conformity are made in this report, the following  
decision rules are applied: PASS - Results within limits/specifications, FAIL - Results exceed limits/specifications.

**References:** limit of detection (LOD), limit of quantification (LOQ), not detected (ND), not tested (NT),

$\mu\text{g/g} = \text{ppm}$ ,  $\mu\text{g/kg} = \text{ppb}$

  
LQC verified by: Carmen Stackhouse  
Job Title: Senior Laboratory Analyst  
Date: 04/26/2025

  
Approved by: Josh Wurzer  
Job Title: Chief Compliance Officer  
Date: 04/26/2025



Cannabinoid Analysis

Tested by high-performance liquid chromatography with diode-array detection (HPLC-DAD).

Method: QSP 1157 - Analysis of Cannabinoids by HPLC-DAD

TOTAL THC: 0.295 mg/mL

Total THC ( $\Delta^9$ -THC+0.877\*THCa)

TOTAL CBD: 8.426 mg/mL

Total CBD (CBD+0.877\*CBDA)

TOTAL CANNABINOIDS: 9.359 mg/mL

Total Cannabinoids (Total THC) + (Total CBD) + (Total CBG) + (Total THCV) + (Total CBC) + (Total CBDV) +  $\Delta^8$ -THC + CBL + CBN

TOTAL CBG: 0.131 mg/mL

Total CBG (CBG+0.877\*CBGa)

TOTAL THCV: ND

Total THCV (THCV+0.877\*THCVa)

TOTAL CBC: 0.425 mg/mL

Total CBC (CBC+0.877\*CBCa)

TOTAL CBDV: 0.048 mg/mL

Total CBDV (CBDV+0.877\*CBDVa)

CANNABINOID TEST RESULTS - 04/26/2025

COMPOUND	LOD/LOQ (mg/mL)	MEASUREMENT UNCERTAINTY (mg/mL)	RESULT (mg/mL)	RESULT (%)
CBD	0.004 / 0.011	±0.3143	8.426	0.9351
CBC	0.003 / 0.010	±0.0137	0.425	0.0472
$\Delta^9$ -THC	0.002 / 0.014	±0.0162	0.295	0.0327
CBG	0.002 / 0.006	±0.0064	0.131	0.0145
CBDV	0.002 / 0.012	±0.0020	0.048	0.0053
CBL	0.003 / 0.010	±0.0013	0.034	0.0038
$\Delta^8$ -THC	0.01 / 0.02	N/A	ND	ND
THCa	0.001 / 0.005	N/A	ND	ND
THCV	0.002 / 0.012	N/A	ND	ND
THCVa	0.002 / 0.019	N/A	ND	ND
CBDA	0.001 / 0.026	N/A	ND	ND
CBDVa	0.001 / 0.018	N/A	ND	ND
CBGa	0.002 / 0.007	N/A	ND	ND
CBN	0.001 / 0.007	N/A	ND	ND
CBCa	0.001 / 0.015	N/A	ND	ND
SUM OF CANNABINOIDS			9.359 mg/mL	1.0386%

DENSITY TEST RESULT

0.9011 g/mL
Tested 04/26/2025
Method: QSP 7870 - Sample Preparation

**SAMPLE DETAILS****SAMPLE NAME:** FORM-MO.O.FS8-HA60


Infused, Liquid Edible

**CULTIVATOR / MANUFACTURER****Business Name:****License Number:****Address:****DISTRIBUTOR / TESTED FOR****Business Name:** Lazarus Naturals**License Number:****Address:****SAMPLE DETAIL****Batch Number:** HA60**Sample ID:** 250423Q018**Date Collected:** 04/23/2025**Date Received:** 04/23/2025**Batch Size:****Sample Size:** 1.0 units**Unit Mass:****Serving Size:**Scan QR code to verify  
authenticity of results.**CANNABINOID ANALYSIS - SUMMARY****Total THC:** 0.295 mg/mL**Total CBD:** 8.426 mg/mL**Sum of Cannabinoids:** 9.359 mg/mL**Total Cannabinoids:** 9.359 mg/mLTotal THC/CBD is calculated using the following formulas to take into  
account the loss of a carboxyl group during the decarboxylation step:Total THC =  $\Delta^9$ -THC + (THCa (0.877))

Total CBD = CBD + (CBDa (0.877))

Sum of Cannabinoids =  $\Delta^9$ -THC + THCa + CBD + CBDa + CBG + CBGa +THCV + THCVa + CBC + CBCa + CBDV + CBDVa +  $\Delta^8$ -THC + CBL + CBNTotal Cannabinoids = ( $\Delta^9$ -THC+0.877\*THCa) + (CBD+0.877\*CBDa) +

(CBG+0.877\*CBGa) + (THCV+0.877\*THCVa) + (CBC+0.877\*CBCa) +


(CBDV+0.877\*CBDVa) +  $\Delta^8$ -THC + CBL + CBN**Density:** 0.9011 g/mL**SAFETY ANALYSIS - SUMMARY****Pesticides:**  **PASS****Residual Solvents:**  **PASS****Heavy Metals:**  **PASS****Microbiology (PCR):**  **PASS****Microbiology (Plating):** ND

For quality assurance purposes. Not a Regulatory Hemp Lab Test Report. These results relate only  
to the sample included on this report. This report shall not be reproduced, except in full, without written  
approval of the laboratory.

**Sample Certification:** California Code of Regulations Title 4 Division 19, Department of Cannabis Control  
Business and Professions Code. Reference: Sections 26100, 26104 and 26110, Business and Professions Code.

**Decision Rule:** Statements of conformity (e.g. Pass/Fail) to specifications are made in this report without taking  
measurement uncertainty into account. Where statements of conformity are made in this report, the following  
decision rules are applied: PASS - Results within limits/specifications, FAIL - Results exceed limits/specifications.

**References:** Limit of detection (LOD), Limit of quantification (LOQ), not detected (ND), not tested (NT),  
 $\mu\text{g/g}$  = ppm,  $\mu\text{g/kg}$  = ppb, too numerous to count >250 cfu/plate (TNTC), colony-forming unit (cfu)



LQC verified by: Josh Antunovich  
Job Title: Laboratory Director  
Date: 05/03/2025



Approved by: Josh Wurzer  
Job Title: Chief Compliance Officer  
Date: 05/03/2025

Amendment to Certificate of Analysis 250423Q018-001



Cannabinoi*d* Analysis

Tested by high-performance liquid chromatography with diode-array detection (HPLC-DAD).

Method: QSP 1157 - Analysis of Cannabinoids by HPLC-DAD

TOTAL THC: 0.295 mg/mL

Total THC (Δ<sup>9</sup>-THC+0.877\*THCa)

TOTAL CBD: 8.426 mg/mL

Total CBD (CBD+0.877\*CBDA)

TOTAL CANNABINOIDS: 9.359 mg/mL

Total Cannabinoids (Total THC) + (Total CBD) + (Total CBG) + (Total THCV) + (Total CBC) + (Total CBDV) + Δ<sup>8</sup>-THC + CBL + CBN

TOTAL CBG: 0.131 mg/mL

Total CBG (CBG+0.877\*CBGa)

TOTAL THCV: ND

Total THCV (THCV+0.877\*THCVa)

TOTAL CBC: 0.425 mg/mL

Total CBC (CBC+0.877\*CBCa)

TOTAL CBDV: 0.048 mg/mL

Total CBDV (CBDV+0.877\*CBDVa)

CANNABINOID TEST RESULTS - 04/26/2025

COMPOUND	LOD/LOQ (mg/mL)	MEASUREMENT UNCERTAINTY (mg/mL)	RESULT (mg/mL)	RESULT (%)
CBD	0.004 / 0.011	±0.3143	8.426	0.9351
CBC	0.003 / 0.010	±0.0137	0.425	0.0472
Δ <sup>9</sup> -THC	0.002 / 0.014	±0.0162	0.295	0.0327
CBG	0.002 / 0.006	±0.0064	0.131	0.0145
CBDV	0.002 / 0.012	±0.0020	0.048	0.0053
CBL	0.003 / 0.010	±0.0013	0.034	0.0038
Δ <sup>8</sup> -THC	0.01 / 0.02	N/A	ND	ND
THCa	0.001 / 0.005	N/A	ND	ND
THCV	0.002 / 0.012	N/A	ND	ND
THCVa	0.002 / 0.019	N/A	ND	ND
CBDA	0.001 / 0.026	N/A	ND	ND
CBDVa	0.001 / 0.018	N/A	ND	ND
CBGa	0.002 / 0.007	N/A	ND	ND
CBN	0.001 / 0.007	N/A	ND	ND
CBCa	0.001 / 0.015	N/A	ND	ND
SUM OF CANNABINOIDS			9.359 mg/mL	1.0386%

DENSITY TEST RESULT

0.9011 g/mL
Tested 04/26/2025
Method: QSP 7870 - Sample Preparation

Pesticide Analysis

Pesticide and plant growth regulator analysis utilizing high-performance liquid chromatography-mass spectrometry (HPLC-MS) or gas chromatography-mass spectrometry (GC-MS).

\*GC-MS utilized where indicated.

Method: QSP 1212 - Analysis of Pesticides and Mycotoxins by LC-MS or QSP 1213 - Analysis of Pesticides by GC-MS

PESTICIDE TEST RESULTS - 04/30/2025 ✓ PASS

COMPOUND	LOD/LOQ (µg/g)	ACTION LIMIT (µg/g)	MEASUREMENT UNCERTAINTY (µg/g)	RESULT (µg/g)	RESULT
Abamectin	0.03 / 0.10	0.3	N/A	ND	PASS
Acephate	0.02 / 0.07	5	N/A	ND	PASS
Acequinocyl	0.02 / 0.07	4	N/A	ND	PASS
Acetamiprid	0.02 / 0.05	5	N/A	ND	PASS
Aldicarb	0.03 / 0.08	≥ LOD	N/A	ND	PASS
Azoxystrobin	0.02 / 0.07	40	N/A	ND	PASS
Bifenazate	0.01 / 0.04	5	N/A	ND	PASS
Bifenthrin	0.02 / 0.05	0.5	N/A	ND	PASS
Boscalid	0.03 / 0.09	10	N/A	ND	PASS
Captan	0.19 / 0.57	5	N/A	ND	PASS

Continued on next page


**Pesticide Analysis** *Continued*

PESTICIDE TEST RESULTS - 04/30/2025 *continued* ✔ PASS

COMPOUND	LOD/LOQ (µg/g)	ACTION LIMIT (µg/g)	MEASUREMENT UNCERTAINTY (µg/g)	RESULT (µg/g)	RESULT
Carbaryl	0.02 / 0.06	0.5	N/A	ND	PASS
Carbofuran	0.02 / 0.05	≥ LOD	N/A	ND	PASS
Chlorantraniliprole	0.04 / 0.12	40	N/A	ND	PASS
Chlordane*	0.03 / 0.08	≥ LOD	N/A	ND	PASS
Chlorfenapyr*	0.03 / 0.10	≥ LOD	N/A	ND	PASS
Chlorpyrifos	0.02 / 0.06	≥ LOD	N/A	ND	PASS
Clofentezine	0.03 / 0.09	0.5	N/A	ND	PASS
Coumaphos	0.02 / 0.07	≥ LOD	N/A	ND	PASS
Cyfluthrin	0.12 / 0.38	1	N/A	ND	PASS
Cypermethrin	0.11 / 0.32	1	N/A	ND	PASS
Daminozide	0.02 / 0.07	≥ LOD	N/A	ND	PASS
Diazinon	0.02 / 0.05	0.2	N/A	ND	PASS
Dichlorvos (DDVP)	0.03 / 0.09	≥ LOD	N/A	ND	PASS
Dimethoate	0.03 / 0.08	≥ LOD	N/A	ND	PASS
Dimethomorph	0.03 / 0.09	20	N/A	ND	PASS
Ethoprophos	0.03 / 0.10	≥ LOD	N/A	ND	PASS
Etofenprox	0.02 / 0.06	≥ LOD	N/A	ND	PASS
Etoxazole	0.02 / 0.06	1.5	N/A	ND	PASS
Fenhexamid	0.03 / 0.09	10	N/A	ND	PASS
Fenoxycarb	0.03 / 0.08	≥ LOD	N/A	ND	PASS
Fenpyroximate	0.02 / 0.06	2	N/A	ND	PASS
Fipronil	0.03 / 0.08	≥ LOD	N/A	ND	PASS
Flonicamid	0.03 / 0.10	2	N/A	ND	PASS
Fludioxonil	0.03 / 0.10	30	N/A	ND	PASS
Hexythiazox	0.02 / 0.07	2	N/A	ND	PASS
Imazalil	0.02 / 0.06	≥ LOD	N/A	ND	PASS
Imidacloprid	0.04 / 0.11	3	N/A	ND	PASS
Kresoxim-methyl	0.02 / 0.07	1	N/A	ND	PASS
Malathion	0.03 / 0.09	5	N/A	ND	PASS
Metalaxyl	0.02 / 0.07	15	N/A	ND	PASS
Methiocarb	0.02 / 0.07	≥ LOD	N/A	ND	PASS
Methomyl	0.03 / 0.10	0.1	N/A	ND	PASS
Mevinphos	0.03 / 0.09	≥ LOD	N/A	ND	PASS
Myclobutanil	0.03 / 0.09	9	N/A	ND	PASS
Naled	0.02 / 0.07	0.5	N/A	ND	PASS
Oxamyl	0.04 / 0.11	0.2	N/A	ND	PASS
Paclobutrazol	0.02 / 0.05	≥ LOD	N/A	ND	PASS
Parathion-methyl	0.03 / 0.10	≥ LOD	N/A	ND	PASS
Pentachloronitrobenzene (Quintozene)*	0.03 / 0.09	0.2	N/A	ND	PASS
Permethrin	0.04 / 0.12	20	N/A	ND	PASS
Phosmet	0.03 / 0.10	0.2	N/A	ND	PASS

Continued on next page


**Pesticide Analysis** *Continued*

PESTICIDE TEST RESULTS - 04/30/2025 *continued* ✔ PASS

COMPOUND	LOD/LOQ (µg/g)	ACTION LIMIT (µg/g)	MEASUREMENT UNCERTAINTY (µg/g)	RESULT (µg/g)	RESULT
Piperonyl Butoxide	0.02 / 0.07	8	N/A	ND	PASS
Prallethrin	0.03 / 0.08	0.4	N/A	ND	PASS
Propiconazole	0.02 / 0.07	20	N/A	ND	PASS
Propoxur	0.03 / 0.09	≥ LOD	N/A	ND	PASS
Pyrethrins	0.04 / 0.12	1	N/A	ND	PASS
Pyridaben	0.02 / 0.07	3	N/A	ND	PASS
Spinetoram	0.02 / 0.07	3	N/A	ND	PASS
Spinosad	0.02 / 0.07	3	N/A	ND	PASS
Spiromesifen	0.02 / 0.05	12	N/A	ND	PASS
Spirotetramat	0.02 / 0.06	13	N/A	ND	PASS
Spiroxamine	0.03 / 0.08	≥ LOD	N/A	ND	PASS
Tebuconazole	0.02 / 0.07	2	N/A	ND	PASS
Thiacloprid	0.03 / 0.10	≥ LOD	N/A	ND	PASS
Thiamethoxam	0.03 / 0.10	4.5	N/A	ND	PASS
Trifloxystrobin	0.03 / 0.08	30	N/A	ND	PASS


**Residual Solvents Analysis**

Residual Solvent analysis utilizing gas chromatography-mass spectrometry (GC-MS).

**Method:** QSP 1204 - Analysis of Residual Solvents by GC-MS

RESIDUAL SOLVENTS TEST RESULTS - 04/30/2025 ✔ PASS

COMPOUND	LOD/LOQ (µg/g)	ACTION LIMIT (µg/g)	MEASUREMENT UNCERTAINTY (µg/g)	RESULT (µg/g)	RESULT
Propane	10 / 20	5000	N/A	ND	PASS
n-Butane	10 / 50	5000	N/A	ND	PASS
n-Pentane	20 / 50	5000	N/A	ND	PASS
n-Hexane	2 / 5	290	N/A	ND	PASS
n-Heptane	20 / 60	5000	N/A	ND	PASS
Benzene	0.03 / 0.09	1	N/A	ND	PASS
Toluene	7 / 21	890	N/A	ND	PASS
Total Xylenes	50 / 160	2170	N/A	ND	PASS
Methanol	50 / 200	3000	N/A	ND	PASS
Ethanol	20 / 50	5000	N/A	ND	PASS
2-Propanol (Isopropyl Alcohol)	10 / 40	5000	N/A	ND	PASS
Acetone	20 / 50	5000	N/A	ND	PASS
Ethyl Ether	20 / 50	5000	N/A	ND	PASS
Ethylene Oxide	0.3 / 0.8	1	N/A	ND	PASS
Ethyl Acetate	20 / 60	5000	N/A	ND	PASS
Chloroform	0.1 / 0.2	1	N/A	ND	PASS
Dichloromethane (Methylene Chloride)	0.3 / 0.9	1	N/A	ND	PASS
Trichloroethylene	0.1 / 0.3	1	N/A	ND	PASS
1,2-Dichloroethane	0.05 / 0.1	1	N/A	ND	PASS
Acetonitrile	2 / 7	410	N/A	ND	PASS





Heavy Metals Analysis

Heavy metal analysis utilizing inductively coupled plasma-mass spectrometry (ICP-MS).

Method: QSP 1160 - Analysis of Heavy Metals by ICP-MS

HEAVY METALS TEST RESULTS - 04/30/2025 ✓ PASS

COMPOUND	LOD/LOQ (µg/g)	ACTION LIMIT (µg/g)	MEASUREMENT UNCERTAINTY (µg/g)	RESULT (µg/g)	RESULT
Arsenic	0.02 / 0.1	1.5	N/A	ND	PASS
Cadmium	0.02 / 0.05	0.5	N/A	ND	PASS
Lead	0.04 / 0.1	0.5	N/A	ND	PASS
Mercury	0.002 / 0.01	3	N/A	ND	PASS

Microbiology Analysis

PCR AND PLATING

Analysis conducted by polymerase chain reaction (PCR) and fluorescence detection of microbiological contaminants.

Method: QSP 1221 - Analysis of Microbiological Contaminants

MICROBIOLOGY TEST RESULTS (PCR) - 05/03/2025 ✓ PASS

COMPOUND	ACTION LIMIT	RESULT	RESULT
Salmonella spp.	Not Detected in 1g	ND	PASS
Shiga toxin-producing Escherichia coli	Not Detected in 1g	ND	PASS

Analysis conducted by 3M™ Petrifilm™ and plate counts of microbiological contaminants.

Method: QSP 6794 - Plating with 3M™ Petrifilm™

MICROBIOLOGY TEST RESULTS (PLATING) - 05/03/2025 ND

COMPOUND	RESULT (cfu/g)
Coliforms	ND
Total Aerobic Bacteria	ND
Total Yeast and Mold	ND

NOTES

Reason for Amendment: Add/Remove Test(s)